

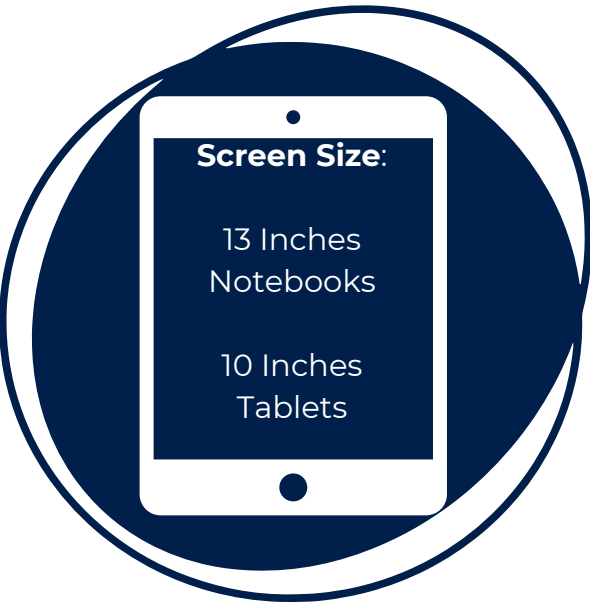


Bring Your Own Device (BYOD)

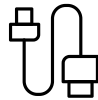
BYOD is a policy that allows personal devices to be used at school. The integration of 'Bring Your Own Device' (BYOD) and supporting information technology equipment into the classroom represents an exciting era at Hedland Senior High School. The BYOD project provides a wealth of rich educational resources and tools, that when used effectively, can deliver very positive teaching and learning outcomes.



Hedland Senior High School supports students in the appropriate and safe use of their BYODs



Battery: Device must support at least 10 hours without charge. There is limited charging facilities at the school.



Charging Device: USB C Charger or a compatible USB C Battery Bank.



USB Support: If using USB-C, make sure to bring a USB-C Hub or a Dongle.



Wi-Fi: Students must use the Internet responsibly, follow the school policy and parental guidelines, and avoid any sites that contain harmful or inappropriate content.



Operating System: Windows 10/11 is only permitted. they must be able to switch out of S-mode.

Good quality entry level computers:


- HP ProBook 445 G10
- Microsoft Surface Laptop Go 3
- Lenovo L13 G4
- HP245

Where to buy a device?

Devices can be purchased through any means, but we provide some ways to purchase them with our partners.

Our partners are:

- JB Hifi Solutions
- HP Australia
- Harvey Norman



Links to

- <https://www.hp.com.au/byod> **CODE:** HedlandSHS
- <https://www.jbeducation.com.au/byod>

Harvey Norman - Visit store



Students at HSHS are eligible to sign up for Office 365 Education for free, including **Word, Excel, PowerPoint, OneNote, and now Microsoft Teams, plus additional classroom tools.**

Use your valid school email address to get started today.

example:

firstname.lastname@student.education.wa.edu.au